

Quick Start Guide

ADMINISTRATOR

EXPEDITIONS 2.0 ODYSSEY

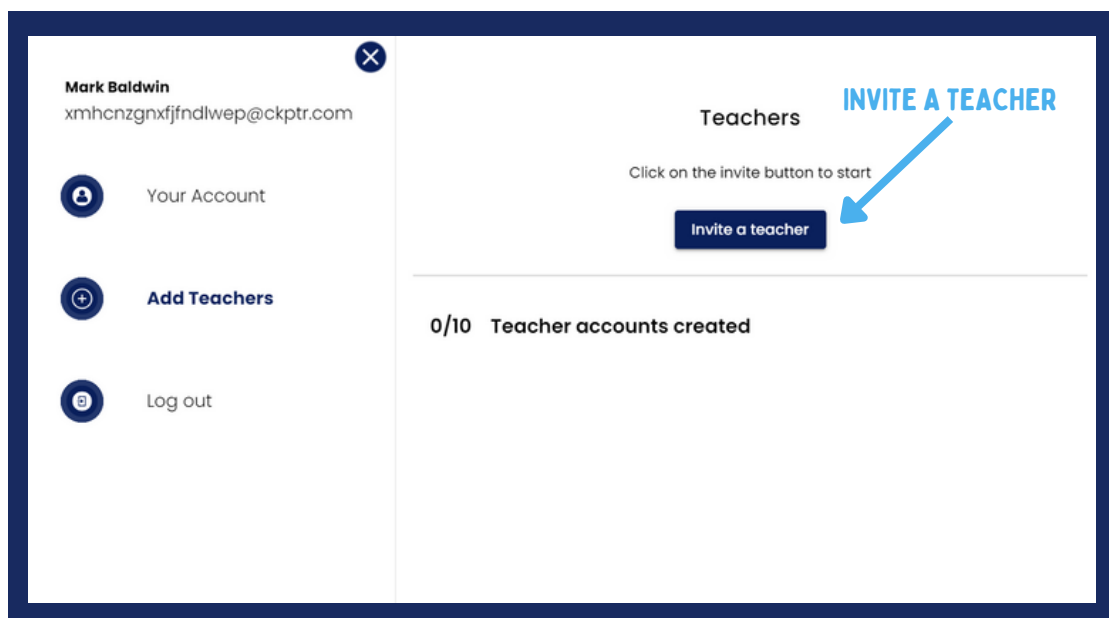
SEPTEMBER 2023

Instructions for accessing the Odyssey platform and adding teachers

To begin use, follow these instructions, keeping in mind the platform is intended to work both online and offline and can be accessible using any smart device including your laptop or desktop computer.

ADMINISTRATOR

- The RobotLAB team will provide you with a license key. Visit this page and copy your code: <https://robotlab.schoovr.com/licensekey>
- Click the 'Invite a teacher' button. Add a teachers name (Ms. Smith) and their email address.



Administration Dashboard

- The invited teacher will receive a confirmation email (the email might arrive in spam/promotions folder).

Quick Start Guide

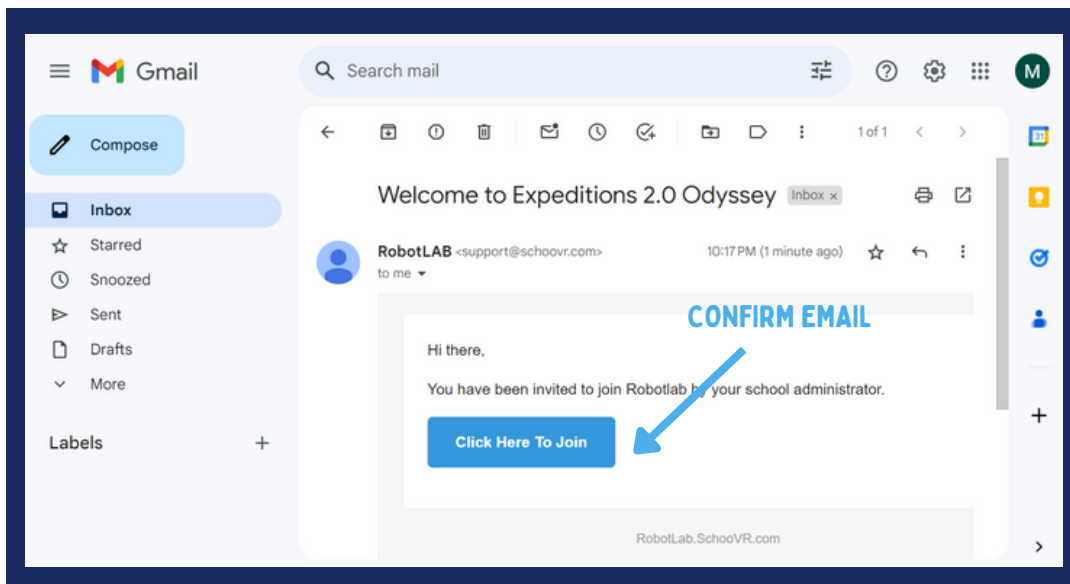
ADMINISTRATOR

EXPEDITIONS 2.0 ODYSSEY

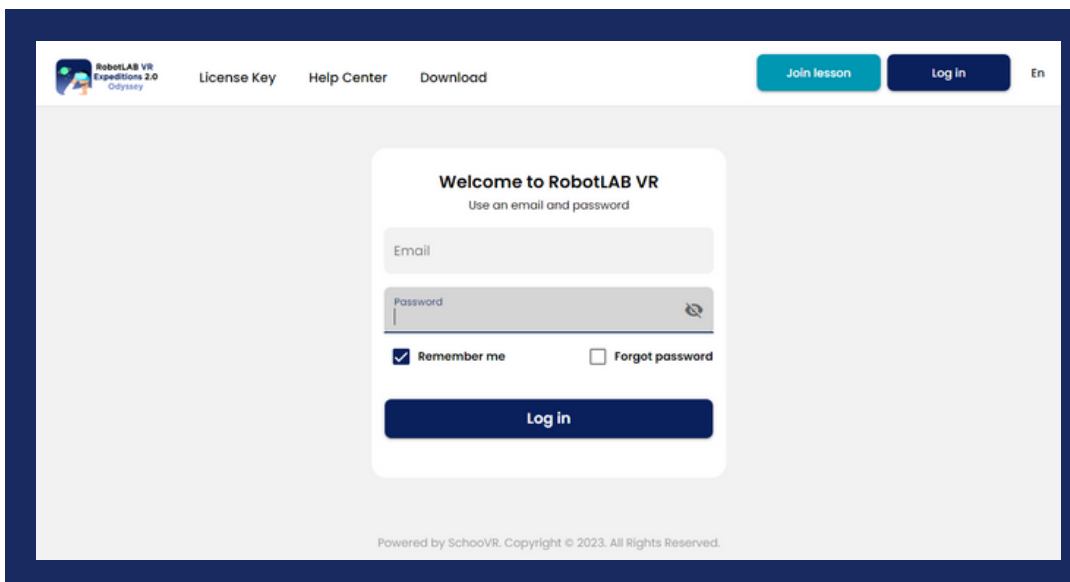
SEPTEMBER 2023

TEACHER

- Open the email from RobotLAB and select **'Click Here to Join'**.
- Add your email and create a new password.
- Visit: robotlab.schoovr.com and enter your email and password.



Confirmation Email



Log in page